



Barking Mad Treats

DIY Advent Calendar

What do you need??

- 2 x sheets of card stock or plain ol paper if fine too!
- scissors or paper slicer/trimmer
- 100g bag of Barking Mad Treats training treats
- 100g bag of Barking Mad Treats assorted treats
- Barking Mad Treats DIY Paw Print Keepsake Kit
- Christmas Stocking

What to do

Print the advent calendar double sided so that you have the numbers on one side and the activities on the other.


Barking Mad Treats

1


Barking Mad Treats

2


Barking Mad Treats

3


Barking Mad Treats

4


Barking Mad Treats

5


Barking Mad Treats

6


Barking Mad Treats

7


Barking Mad Treats

8



Barking Mad Treats

9



Barking Mad Treats

10



Barking Mad Treats

11



Barking Mad Treats

12



Barking Mad Treats

13



Barking Mad Treats

14



Barking Mad Treats

15



Barking Mad Treats

16



Barking Mad Treats

17



Barking Mad Treats

18



Barking Mad Treats

19



Barking Mad Treats

20



Barking Mad Treats

21



Barking Mad Treats

22



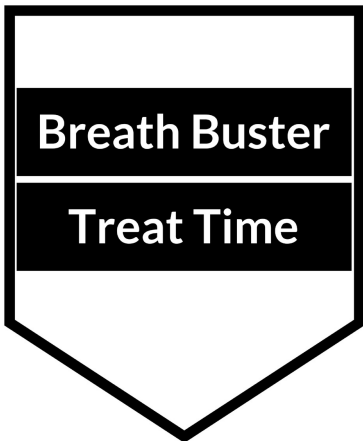

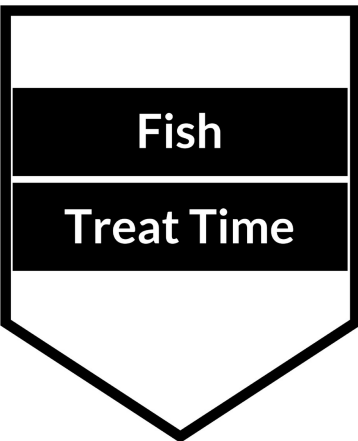
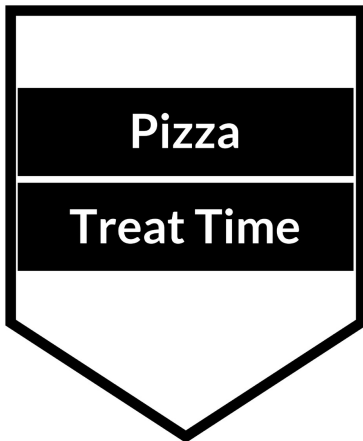
Barking Mad Treats

23



Barking Mad Treats

24



**Let's play
a game!**

**Peanut Butter
Treat Time**

Play a puzzle game
with training treats.

**Let's play
fetch!**

Do tricks for
training treats

**Donate to an
animal rescue.**

**Sweet Potato
Treat Time**

Take an
extra walk.

**Let's
Play Ball!**

Play time at
the beach.

**Beer
Treat Time**

Time for
lots of ear
scratches.

**Hang
your
STOCKING!**

**Ginger Ninja
Treat Time**

**Tummy
scratch!**

**Banana
Treat Time**